

SCHEMA TECNICA

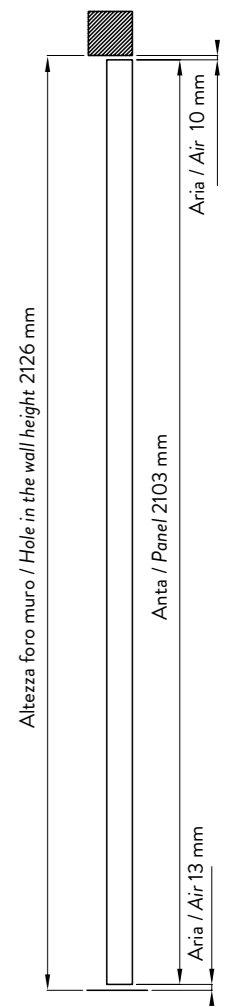
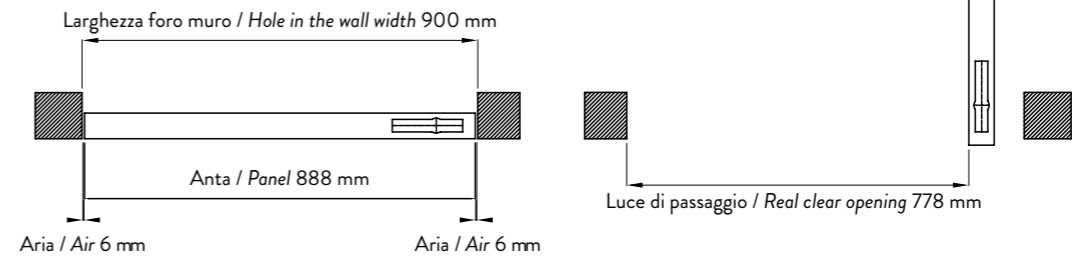
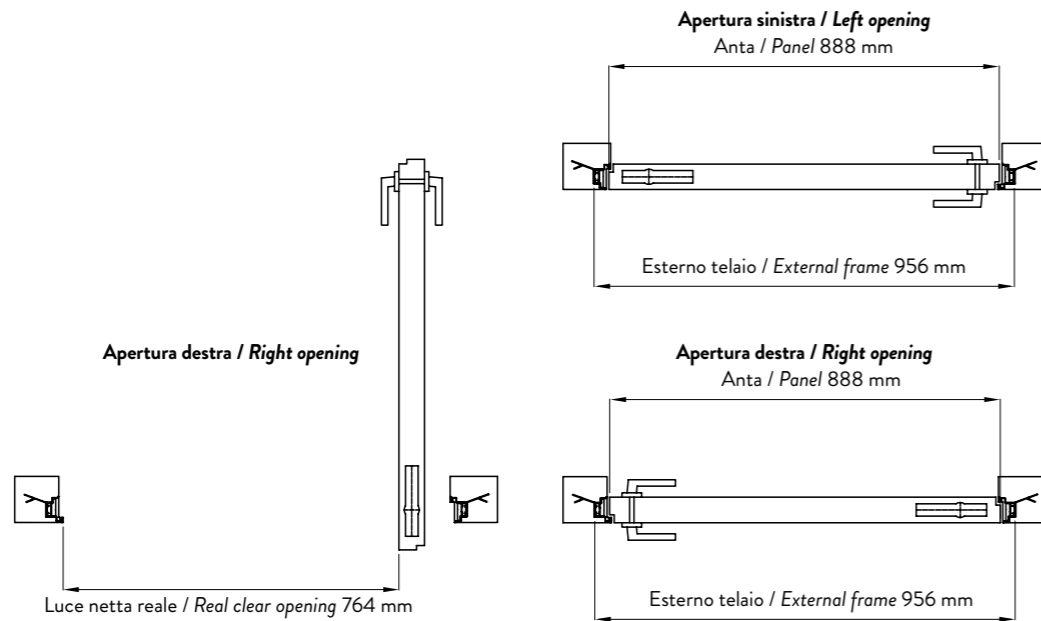

technical

V PIVOT

Dimensioni: altezza fino a 5 metri, larghezza fino a 2 metri
Dimensions: height up to 5 meters, width up to 2 meters

Anta spessore 58 mm con telaio in alluminio per intonaco
 Panel thickness 58 mm with aluminum frame for brickwall

Anta spessore 58 mm senza telaio in alluminio
 Panel thickness 58 mm without aluminum frame



Anta spessore 58 mm con telaio in alluminio per cartongesso
 Panel thickness 58 mm with aluminum frame for plasterboard

Anta spessore 100 mm senza telaio in alluminio
 Panel thickness 100 mm without aluminum frame

